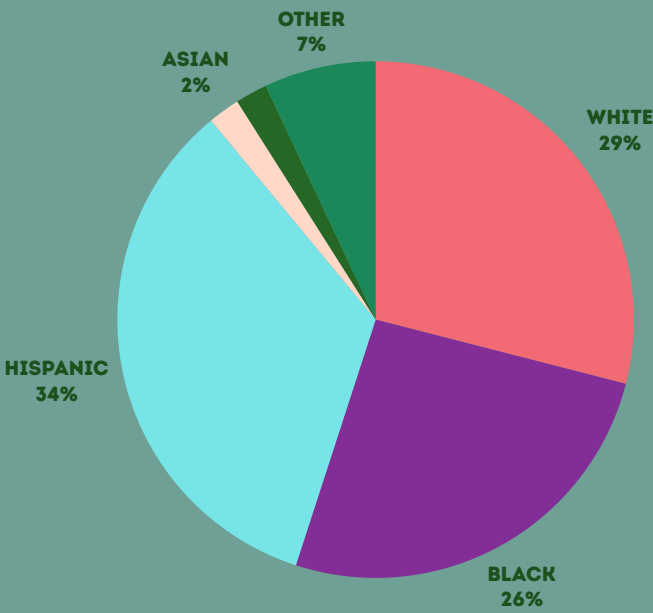


INTERNAL DIVERSITY AUDIT

DIVERSITY OF OUR SOURCES

WE TOOK A LOOK AT OUR SOURCES TO ENSURE THAT MC 1313 IS CAPTURING ALL OF THE UNDERREPRESENTED VOICES IN OUR COMMUNITY. RACE AND ETHNICITY, GENDER AND SEXUAL ORIENTATION WERE USED TO DIFFERENTIATE AND IDENTIFY THE INDIVIDUALS THAT WERE INTERVIEWED FOR THIS STORY. WE WILL USE THE FALL 2022 ENROLLMENT FIGURES TO COMPARE OUR DIVERSITY THREAD SOURCES WITH THE TEXAS STATE POPULATION TO UNSURE WE REPRESENTED THE COMMUNITY WELL.

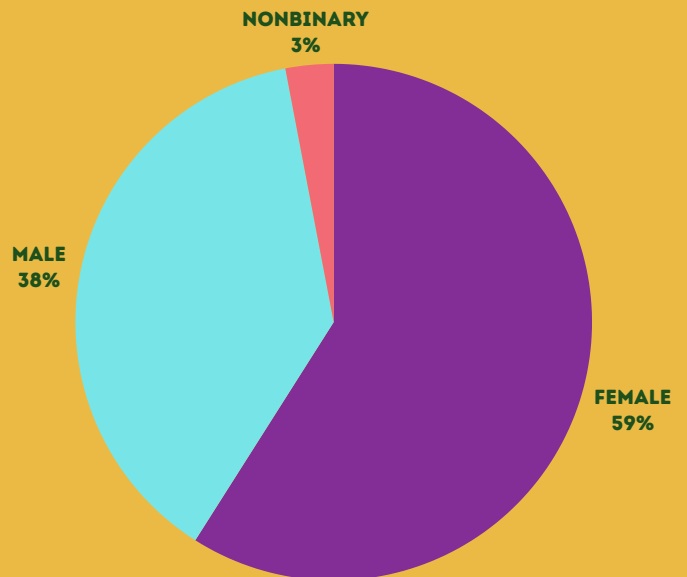
RACE AND ETHNICITY



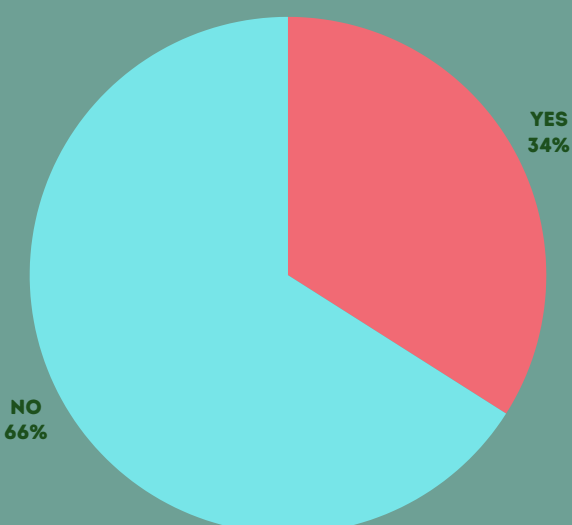
BASED ON THE GRAPHIC, OUR DIVERSITY THREAD SOURCES WERE 27% BLACK, AND 36% HISPANIC. OUR SOURCES PROPERLY REPRESENTED THE MINORITY POPULATION OF TEXAS STATE, WITH A GREATER REPRESENTATION OF AFRICAN AMERICAN STUDENTS THAN THE 2022 ENROLLMENT AT THE UNIVERSITY

GENDER

BASED ON THE GRAPHIC, OUR DIVERSITY THREAD SOURCES WERE 59% FEMALE AND 38% MALE. THIS ALIGNS PERFECTLY WITH THE TEXAS STATE DEMOGRAPHICS, SHOWING NO EVIDENCE OF GENDER BIAS, AS WELL AS INCLUDING NONBINARY INDIVIDUALS, A COMMONLY OVERLOOKED GENDER CATEGORY.



SEXUAL ORIENTATION



BASED ON THE GRAPHIC, 34% OF OUR SOURCES IDENTIFIED AS A PART OF THE LBGTQ+ COMMUNITY. ACCORDING TO THE UCLA DATA DEMOGRAPHICS, THE LBGTQ+ POPULATION IN TEXAS IS 4.1%, MAKING OUR DIVERSITY THREAD SOURCES A GREAT REPRESENTATION OF A SMALL GROUP IN THE TEXAS POPULATION.